

Euroview Lift and Slide Door

more than good looks

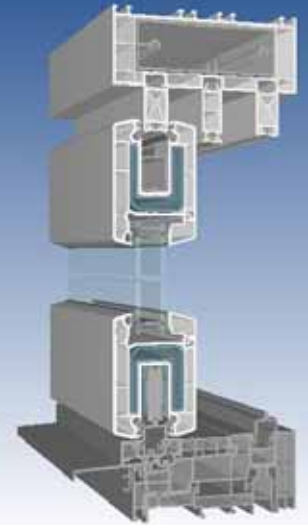
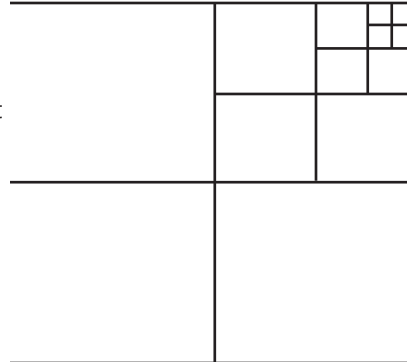


Convenience and security for large sliding doors

Lift & Slide doors of tremendous sizes can be opened and closed with the touch of a finger. One single operating handle activates a special hardware system that first "lifts" the sliding door from a weathertight position then "slides" with ease on rollers and tracks at the head and sill.

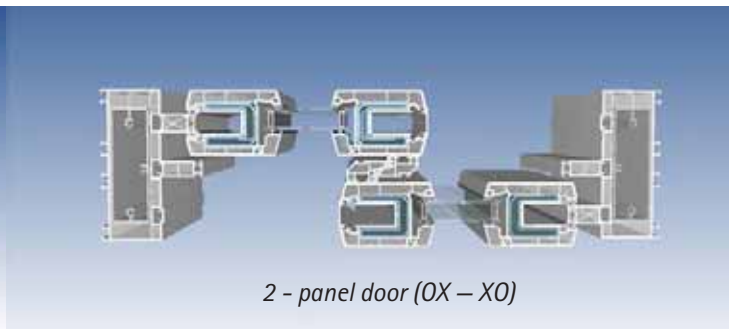

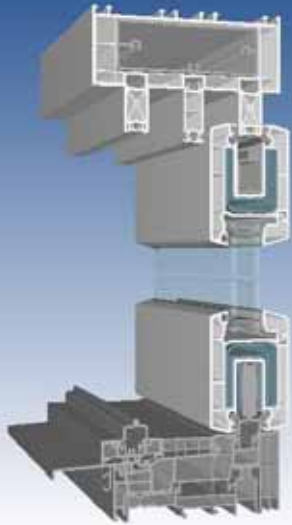
The design of Lift & Slide doors is based on the separation of sliding action and sealing/locking action: Starting from closing position, with the weather-stripping engaged in compression, a 180 degree turn of the door handle unlocks the door and lifts it up by about 1/2", thus allowing it to slide easily without rubbing against any weather-stripping. As a result, the weather-stripping will not wear out prematurely and the doors require no effort to slide. Due to their ease of operation and because of their multi-point locking hardware, lift-slide doors can be built to the size of entire walls: they are the ideal choice when an entire wall is desired to open up to the outdoors ("indoor-outdoor living") such as sun-rooms or rooms with a view.

Lift & Slide Doors are perfect for highlighting your panoramic view or to create a unique room divide. The Lift & Slide doors are the essence of modern living. The innovative hardware and sill design of these doors is the secret behind an expansive opening and ease of operation. Lift & slide door panels can either nest behind one another or recess into a pocket opening to disappear completely from view. Lift & Slide door styles are available in numerous panel configurations and a variety of options.

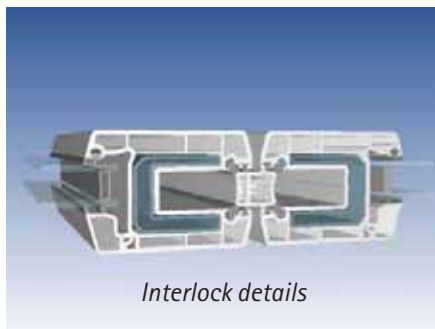


- Heavy-duty extruded PVC Frame and Sash Profiles
- Available in white, bone, clay, woodgrain and colored finishes (laminated)
- Sill design provides unobtrusive transition between interior and exterior
- Multi-point locking hardware on lift & slide doors for additional security
- Handle sets in numerous styles and finish options to coordinate with any decor
- Ideal for both residential and commercial applications
- Glazing beads available for different IG sizes 3/4"–1-1/2"






2 - panel door (OX - XO)



Interlock details




3 - panel door (XOX - OXO)

Hardware Options:

- exterior flush pull (with inside-only handle)
- exterior operating handle
- inside thumbturn and outside key cylinder (with exterior operating handle)
- flush threshold design
- custom handle styles*
- custom hardware finishes*


*depending on hardware manufacturer




4 - panel door (X00X - 0000-OXXO)

Euroview Lift and Slide Door


Opening Diagrams




Schematic: A



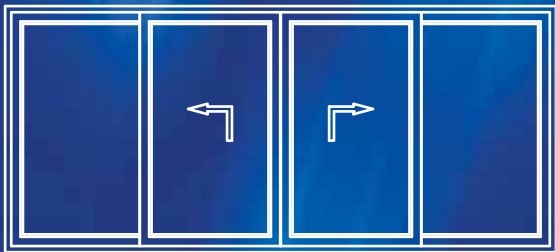
Schematic: D




Schematic: K




Schematic: K



Schematic: C



Variation of Schematic: C



Schematic: F

VEKA Inc. has made every effort to ensure that the information contained in this brochure is correct at the time of publication, but cannot be held responsible for any errors or omissions and reserves the right to change designs, specifications and products at any time without prior notice. © VEKA Inc. 2007